

Abstract	Art where the subject doesn't necessarily look like it does in real life.
Botanical art	To depict whole plants or parts of plants that is visually pleasing and scientifically accurate.
Composition	Putting different elements together in a pleasing way.
Geometric	A regular shape with angles and straight lines.
Organic	Irregular natural shapes.
Scale	The size of what is being drawn.
Shading	Drawn marks to show areas of light and dark.
Texture	A surface quality that is not flat.
Tone	The light and dark something is.

Artists

Georgia O'Keeffe


Charles Darwin

Maud Purdy


Max Ernst

Carl Linneaus

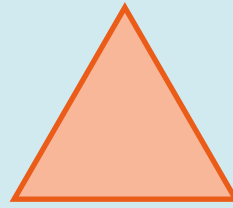
Everything in our world is made from simple shapes. Identifying shapes within objects will help you to draw more accurately.



Squares and rectangles



Circles and ovals



Triangles




Straight lines



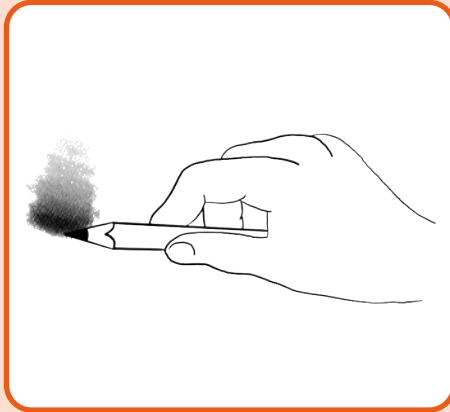
Wavy lines



Holding a pencil to shade



Detail grip
(Writing grip)



Shading grip


The four rules of shading

To shade in **ONE** direction


To not leave any gaps

To work neatly to the edges

To create smooth even tones



Creating tones:



Dark tones show where there is less light on an object. Pressing firmly with your pencil when you shade will create darker tones.

Light tones show where there is more light on the subject and less pressure is needed when you shade.